

I. REGISTROVANI NOVI SLUČAJEVI OBOLJEVANJA OD MALIGNIH NEOPLAZMI NA PODRUČJU FEDERACIJE BOSNE I HERCEGOVINE U TOKU 2007. GODINE

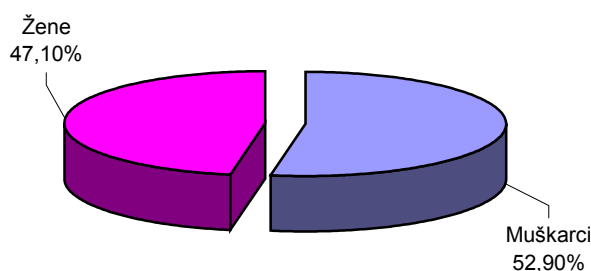
Na području Federacije Bosne i Hercegovine u toku 2007. godine broj novootkrivenih bolesnika sa invazivnom malignom neoplazmom (šifre MKB 10: C00-C97; bez C44/rak kože) je **4147** sa stopom incidence 178,1 /100.000 stanovnika.

U ovoj godini prijavljeno je 1.046 umrlih osoba od malignih neoplazmi sa stopom mortaliteta 44,9‰.

Sve zdravstvene ustanove na području Federacije Bosne i Hercegovine dostavljaju prijave malignih neoplazmi.

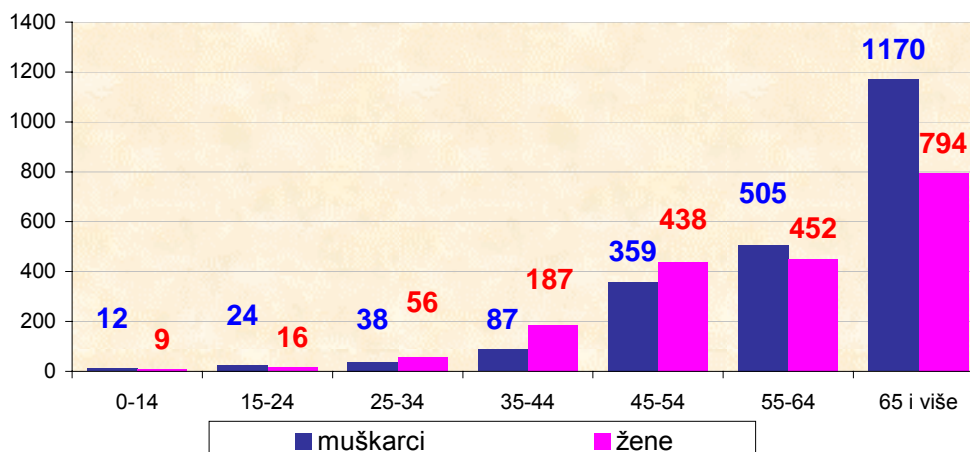
Prema spolnoj strukturi oboljelih od malignih neoplazmi, sa nešto većim procentualnim učešćem (52,9%), obolijevaju muškarci nego žene koje su zastupljene sa 47,1% (grafikon 1).

Grafikon 1. Spolna struktura oboljelih od malignih neoplazmi u Federaciji BiH u 2007. godini

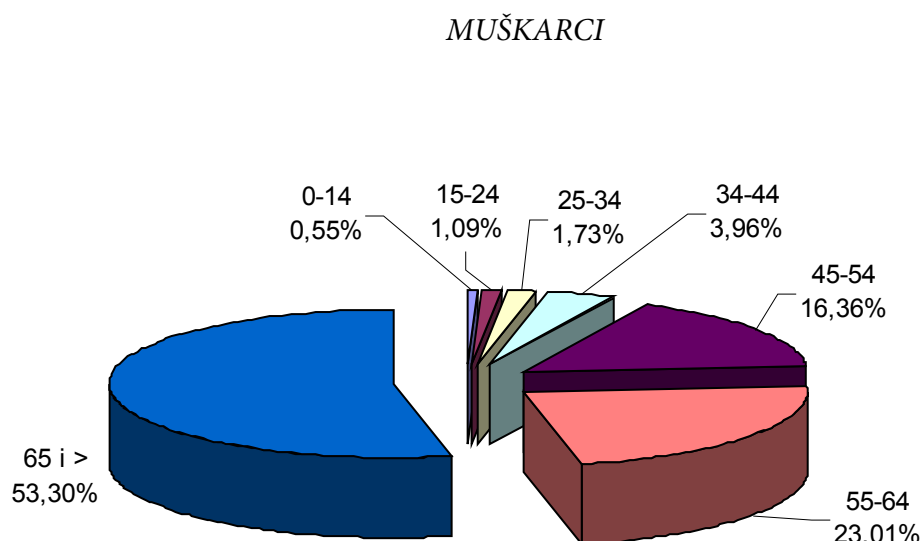


Dobna struktura oboljelih od malignih neoplazmi pokazuje najveću zastupljenost osoba u starosnoj grupi od 65 i više godina kod oba spola (grafikon 2).

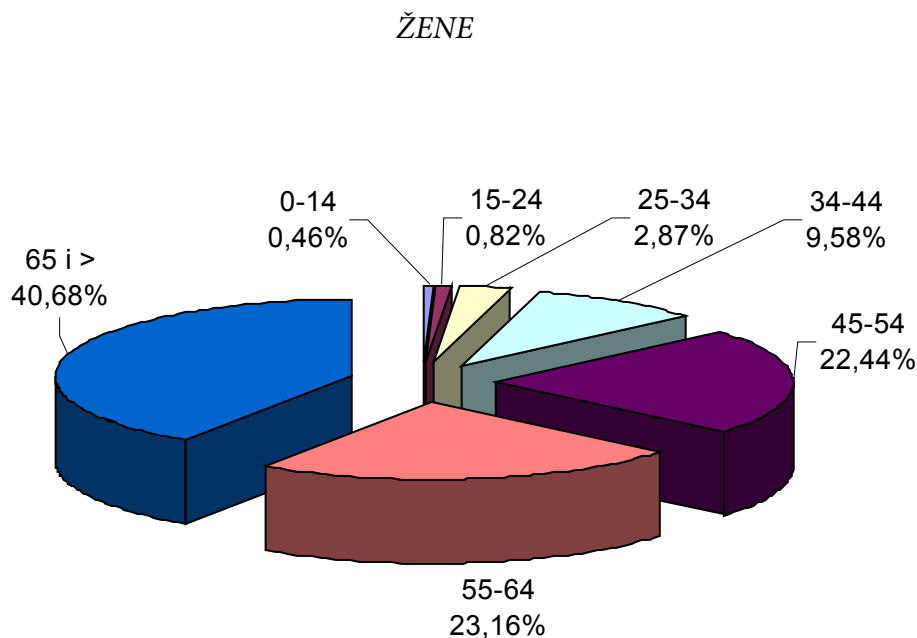
Grafikon 2. Broj oboljelih od malignih neoplazmi u 2007. godini po dobnim grupama i spolu



Grafikon 3. Procentualna distribucija oboljelih muškaraca od malignih neoplazmi po dobnim grupama u Federaciji BiH u 2007. godini

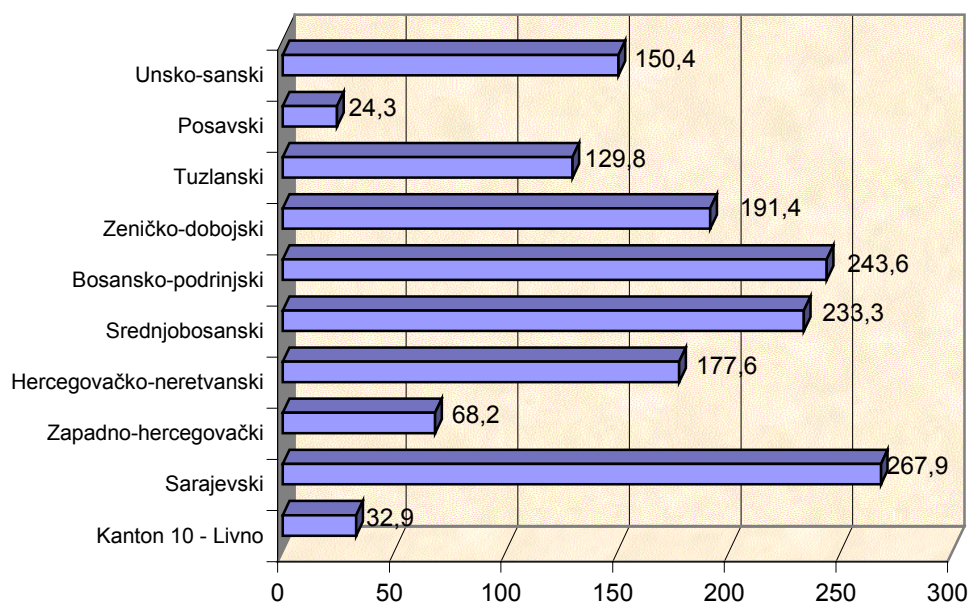


Grafikon 4. Procentualna distribucija oboljelih žena od malignih neoplazmi po dobnim grupama u Federaciji BiH u 2007. godini



Postoje razlike u visini stope incidence malignih neoplazmi po kantonima u FBiH. Najveće stope incidence registrovane su na području Kantona Sarajevo (267,9‰) i Bosansko-podrinjskog kantona (243,6‰), dok je najmanja stopa oboljevanja registrovana na Posavskom kantonu (24,3‰)

Grafikon 5. Stopa incidence malignih neoplazmi u kantonima FBiH u 2007. godini



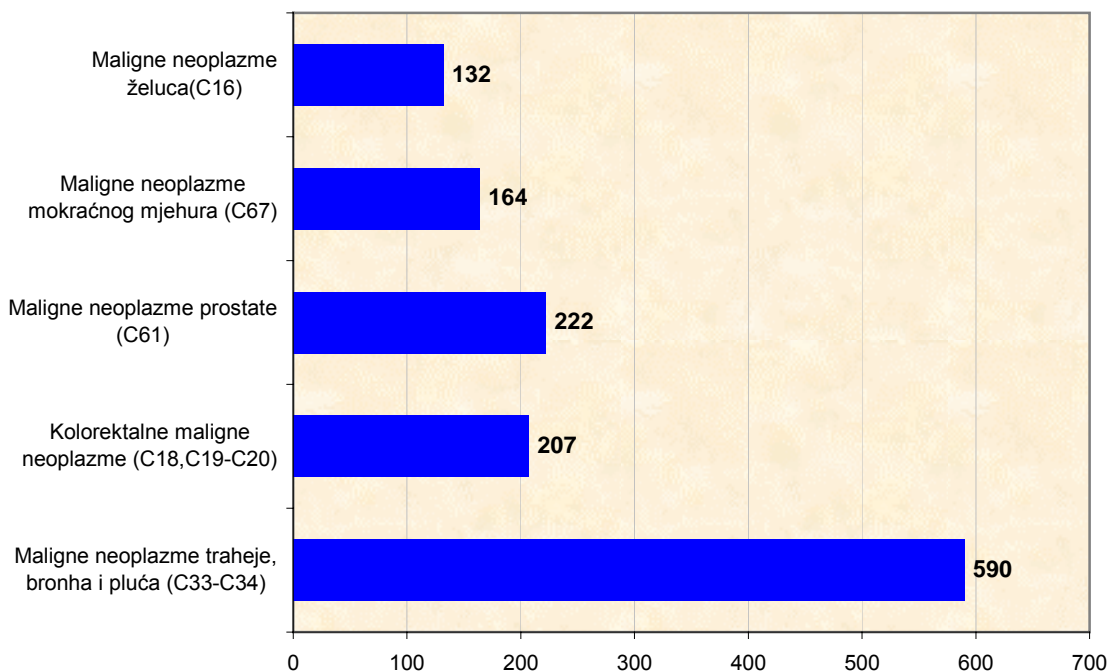
U ukupnoj strukturi oboljevanja od malignih neoplazmi procentualnu zastupljenost od 66,31% imaju deset vodećih dok sve ostale registrovane maligne neoplazme su 33,61%.

Tabela 1. Vodeće maligne neoplazme registrovane na području FBiH u 2007. godini

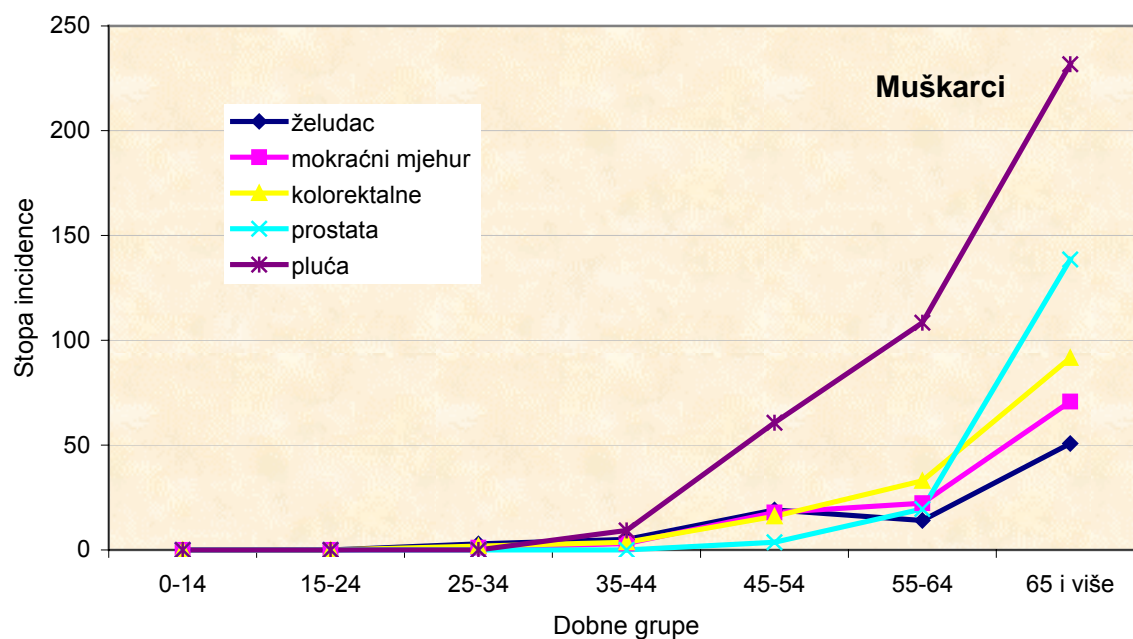
Rang	Primarna lokalizacija (X Revizija MKB)	Broj oboljelih lica	Index strukture	Stopa na 100 000 stanovnika
1	Maligne neoplazme traheje, bronha i pluća (C33-C34)	722	17,41%	31,0
2	Maligne neoplazme dojke (C50)	487	11,70%	20,9
3	Kolorektalne maligne neoplazme (C18,C19-C20)	358	8,60%	15,4
4	Maligne neoplazme prostate (C61)	222	5,30%	9,5
5	Maligne neoplazme mokraćnog mjehura (C67)	208	5,00%	8,9
6	Maligne neoplazme želuca (C16)	201	5,00%	8,6
7	Maligne neoplazme vrata maternice (C53)	162	4,00%	6,9
8	Maligne neoplazme tijela maternice (C54)	134	3,20%	5,8
9	Maligne neoplazme jajnika (ovarija) (C56)	129	3,10%	5,5
10	Maligne neoplazme larinksa (C32)	127	3,00%	5,4
	Ostale maligne neoplazme	1397	33,69%	60,0
	FBIH UKUPNO	4147	100,00%	178,1

Analizirano je i grafički prikazano pet vodećih malignih neoplazmi prema dobnj i spolnoj strukturi u 2007. godini (Grafikon 6)

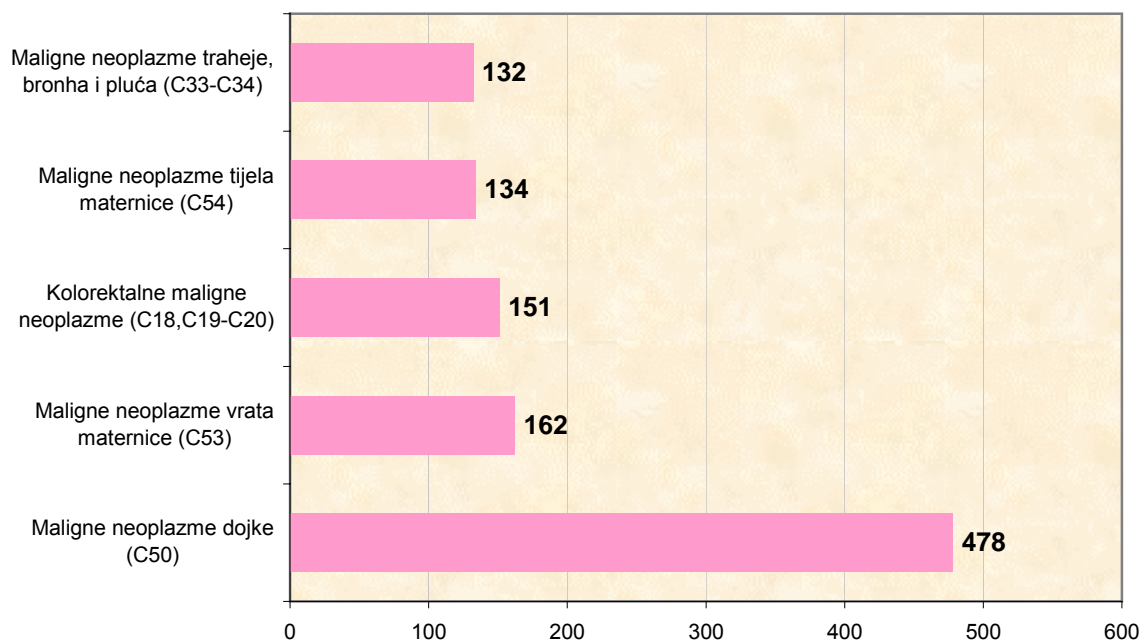
Grafikon 6. Broj oboljelih muškaraca u FBiH od pet najčešćih malignih neoplazmi u 2007. godini



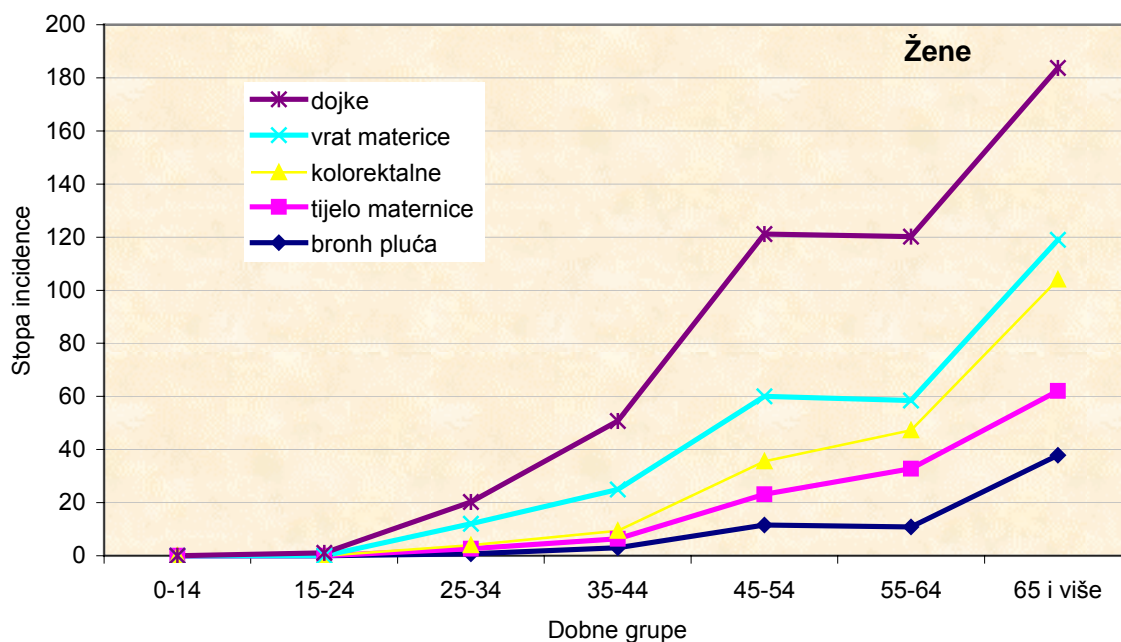
Grafikon 7. Kretanje stope incidence pet najčešćih malignih neoplazmi kod muškaraca u FBiH - 2007. / po dobnim grupama



Grafikon 8. Broj oboljelih žena u FBiH od pet najčešćih malignih neoplazmi u 2007. godini

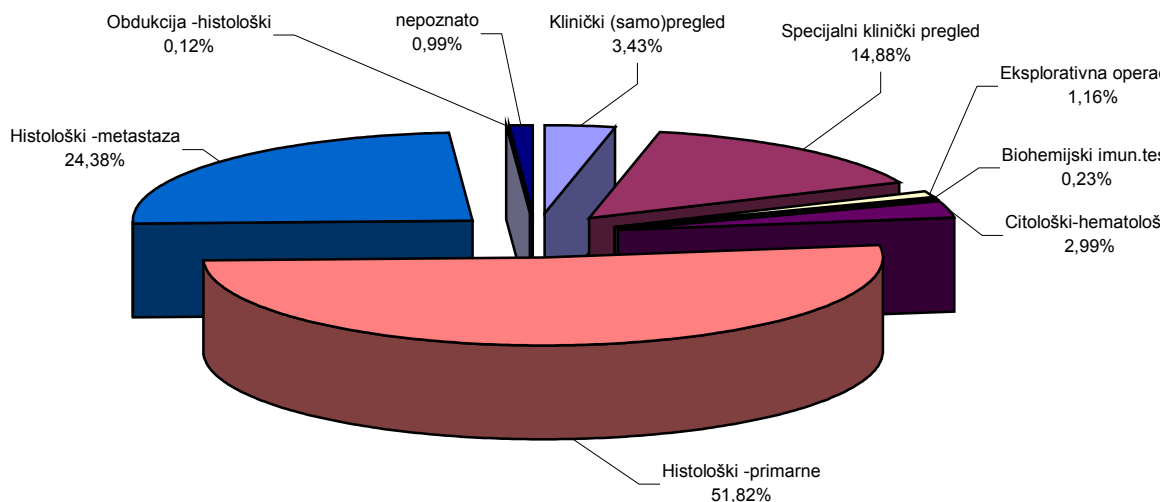


Grafikon 9. Kretanje stope incidence pet najčešćih malignih neoplazmi kod žena u FBiH - 2007. / po dobnim grupama

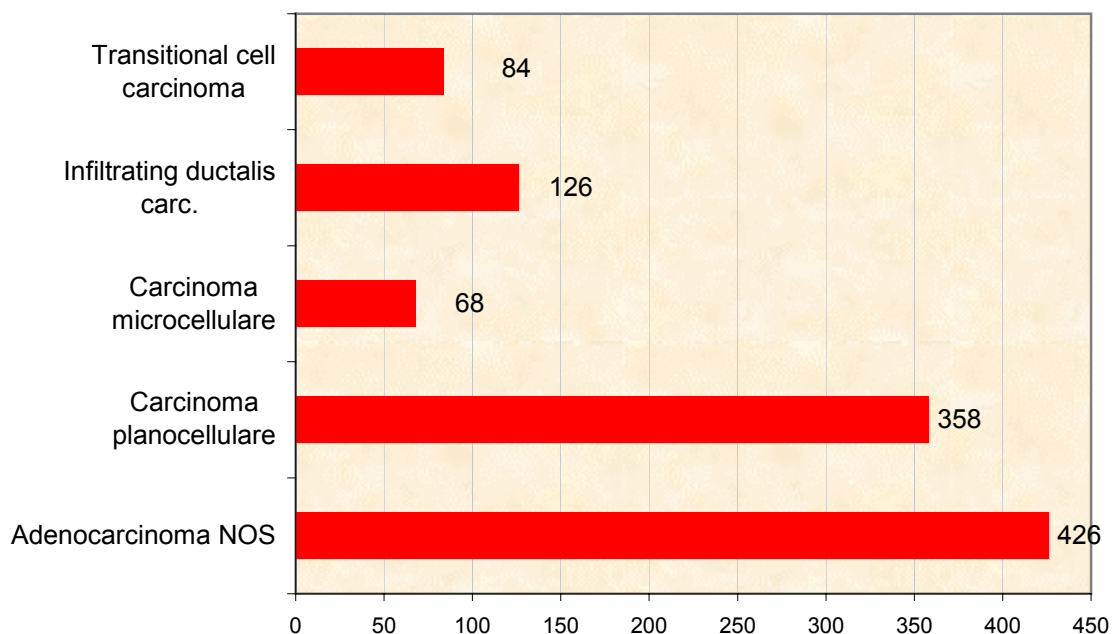


Prema načinu dijagnostike malignih neoplazmi najveći broj otkriven je patohistološkim pregledom i to kod 51,82% oboljelih

Grafikon 10. Maligne neoplazme u FBiH u 2007. godini prema načinu dijagnosticiranja



Grafikon 11. Najčešći tip patohistološkog nalaza malignih neoplazmi u FBiH u 2007. godini



Metastatske promjene su registrovane 25,29% oboljelih od malignih neoplazmi a primarna lokalizacija iznosi 74,70%. Najčešće metastatske promjene registrovane su na digestivnom, respiratornom sistemu i limfnim čvorovima.

Tabela 2. Broj prijavljenih slučajeva maligne neoplazme u Federaciji BiH po spolu i dobnim skupinama u 2007. godini

MKB 10	Site	BROJ PRIJAVLJENIH SLUČAJEVA																						
		Sve godine		Nepoznate godine		0-14		15-24		25-34		35-44		45-54		55-64		65+		% od Ukupnih				
		M	Ž	M	Ž	M	Ž	M	Ž	M	Ž	M	Ž	M	Ž	M	Ž	M	Ž	M	Ž			
C00	Lip	20	11	0	0	0	0	0	0	0	0	0	0	0	0	3	1	4	2	13	8	0.9%	0.6%	
C01-C02	Tongue	16	4	0	0	0	0	0	0	0	0	2	0	3	0	5	1	6	3	0.7%	0.2%	0.2%	0.2%	
C03-C06	Mouth	22	9	0	0	0	0	1	0	0	0	0	0	5	0	5	2	11	7	1.0%	0.5%	0.5%	0.5%	
C07-C08	Salivary glands	8	5	0	0	0	0	1	0	0	0	1	0	1	0	2	0	3	5	0.4%	0.3%	0.3%	0.3%	
C09	Tonsil	11	2	0	0	0	0	0	0	0	0	0	0	3	1	2	0	6	1	0.5%	0.1%	0.1%	0.1%	
C10	Other Oropharynx	6	4	0	0	0	0	1	0	0	0	0	0	4	1	1	1	1	1	0.3%	0.2%	0.2%	0.2%	
C11	Nasopharynx	6	3	0	0	0	0	0	0	1	0	1	0	3	1	2	0	3	0	0.3%	0.2%	0.2%	0.2%	
C12-C13	Hypopharynx	7	5	0	0	0	0	0	0	0	0	0	0	4	3	1	3	0	0.3%	0.3%	0.3%	0.3%	0.3%	
C14	Pharynx unspec.	4	2	0	0	0	0	0	0	1	0	0	0	2	0	0	2	1	0.2%	0.1%	0.1%	0.1%	0.1%	
C15	Oesophagus	19	9	0	0	0	0	2	0	0	0	2	1	1	1	4	4	10	3	0.9%	0.5%	0.5%	0.5%	
C16	Stomach	132	69	0	0	0	0	0	0	3	2	8	5	32	7	21	13	68	42	6.0%	3.5%	3.5%	3.5%	
C17	Small intestine	9	5	0	0	0	0	0	0	1	0	1	1	1	1	0	2	6	1	0.4%	0.3%	0.3%	0.3%	
C18	Colon	110	77	0	0	0	0	0	0	2	0	1	4	12	17	26	17	69	39	5.0%	3.9%	3.9%	3.9%	
C19-C20	Rectum	97	74	0	0	0	0	0	0	0	2	5	3	15	13	23	14	54	42	4.4%	3.8%	3.8%	3.8%	
C21	Anus	3	2	0	0	0	0	0	0	0	0	0	0	2	1	0	0	1	1	0.1%	0.1%	0.1%	0.1%	
C22	Liver	57	40	0	0	0	0	0	0	0	0	2	0	6	2	13	10	36	28	2.6%	2.0%	2.0%	2.0%	
C23-C24	Gallbladder etc.	20	42	0	0	0	0	0	0	0	0	0	1	1	9	6	9	13	23	0.9%	2.2%	2.2%	2.2%	
C25	Pancreas	44	33	0	0	0	0	0	0	0	0	3	1	8	1	11	7	22	24	2.0%	1.7%	1.7%	1.7%	
C30-C31	Nose, sinuses etc.	8	3	0	0	0	0	1	0	0	0	0	0	1	0	1	2	5	1	0.4%	0.2%	0.2%	0.2%	
C32	Larynx	117	10	0	0	0	0	0	0	0	0	7	0	26	4	32	2	52	4	5.3%	0.5%	0.5%	0.5%	
C33-C34	Trachea,Bronchus,Lung	590	132	1	0	0	0	0	0	0	1	15	7	102	28	161	23	311	73	26.9%	6.8%	6.8%	6.8%	
C37-C38	Other Thoracic organs	10	6	0	0	0	0	0	0	0	0	0	1	0	0	4	1	6	4	0.5%	0.3%	0.3%	0.3%	
C40-C41	Bone	14	21	0	0	0	0	3	0	1	1	0	0	2	6	4	1	7	6	0.6%	1.1%	1.1%	1.1%	
C43	Melanoma of Skin	16	3	0	0	0	0	0	0	1	0	0	0	3	1	5	2	7	0	0.7%	0.2%	0.2%	0.2%	
C44	Other Skin	88	100	0	0	0	0	0	3	0	0	2	4	9	11	9	20	23	50	57	4.0%	5.1%	5.1%	5.1%
C45	Mesothelioma	2	1	0	0	0	0	0	0	0	0	0	0	0	0	0	1	0	1	0.1%	0.1%	0.1%	0.1%	
C47;C49	Connective,Soft tissue	1	3	0	0	0	0	0	0	0	0	1	1	0	1	0	0	0	0	0.0%	0.2%	0.2%	0.2%	

C50	Breast	9	478	0	0	0	0	0	0	0	0	1	0	12	1	60	3	148	3	132	2	125	0.4%	24.5%
C51	Vulva		8	0	0	0	0	0	0	0	0	0	0	0	0	0	1	1	2	2	5	5	0.4%	
C52	Vagina		8	0	0	0	0	0	0	0	0	0	0	0	0	1	2	2	2	3	3	3	0.4%	
C53	Cervix Uteri		162	2	0	0	0	0	0	0	0	0	12	12	36	59	24	24	24	29	29	29	8.3%	
C54	Corpus Uteri		134	1	0	0	0	0	0	0	0	0	3	3	8	28	47	47	47	47	47	47	6.9%	
C55	Uterus unspec.		11	0	0	0	0	0	0	0	0	0	0	0	0	0	0	0	2	2	9	9	0.6%	
C56	Ovary		129	1	1	1	3	6	17	28	29	44	44	44	44	44	44	44	44	44	44	44	6.6%	
C57	Other Female Genital		10	0	1	0	0	0	0	0	0	0	0	0	0	0	1	3	5	5	5	5	0.5%	
C60	Penis	1	0	0	0	0	0	0	0	0	0	0	0	0	0	1	0	0	0	0	0	0	0.0%	
C61	Prostate	222	1	0	0	0	0	0	0	0	0	0	0	0	0	6	29	186	186	186	186	186	10.1%	
C62	Testis	25	0	1	7	12	2	2	2	2	2	2	2	2	2	1	2	2	2	2	0	0	1.1%	
C63	Other male genital	1	0	0	0	1	0	1	0	0	0	0	0	0	0	0	0	0	0	0	0	0	0.0%	
C64	Kidney	73	44	0	0	2	1	1	1	1	0	1	0	1	7	4	19	7	21	13	23	17	3.3%	2.3%
C65	Renal Pelvis	0	1	0	0	0	0	0	0	0	0	0	0	0	0	0	0	1	0	0	0	0	0.0%	0.1%
C66	Ureter	0	4	0	0	0	0	0	0	0	0	0	0	0	0	0	0	1	0	1	0	2	0.0%	0.2%
C67	Bladder	164	44	0	1	0	0	0	0	1	0	5	4	30	6	33	4	95	29	7.5%	2.3%	2.3%	2.3%	
C69	Eye	4	4	0	0	0	0	0	0	0	0	0	0	0	0	1	0	0	2	0	2	3	0.2%	0.2%
C70-C72	Brain, Nervous system	56	62	0	0	1	1	2	2	2	3	5	11	16	17	12	21	24	2.6%	3.2%	3.2%	3.2%		
C73	Thyroid	18	31	0	0	0	0	1	1	2	3	4	6	12	4	3	4	9	0.8%	1.6%	1.6%	1.6%		
C74	Adrenal gland	5	1	0	0	0	1	0	0	0	0	0	0	0	0	2	0	1	0	0.2%	0.1%	0.1%	0.1%	
C75	Other Endocrine	3	0	0	0	0	0	0	0	0	0	0	0	0	0	0	0	2	0	1	0	0.1%	0.0%	
C81	Hodgkin disease	14	10	0	0	1	0	0	1	5	0	3	0	2	2	1	3	2	4	0.6%	0.5%	0.5%	0.5%	
C82-C85;C96	Non-Hodgkin lymphoma	20	14	0	0	0	0	1	1	0	2	2	4	1	5	3	8	7	0.9%	0.7%	0.7%	0.7%		
C90	Multiple Myeloma	4	9	0	0	1	0	0	0	0	1	0	0	1	2	2	1	5	0.2%	0.5%	0.5%	0.5%		
C91	Lymphoid Leukaemia	2	1	0	0	0	0	0	0	0	0	0	0	0	0	0	0	1	2	0	0	0.1%	0.1%	
C92-C94	Myeloid Leukaemia	9	5	0	0	3	0	1	0	1	2	0	0	1	1	1	0	2	2	0.4%	0.3%	0.3%	0.3%	
C95	Leukaemia unspec.	13	5	0	0	1	1	1	0	3	0	4	1	1	0	0	2	3	1	0.6%	0.3%	0.3%	0.3%	
Other	Other & unspecified	110	103	0	0	2	0	4	4	4	6	5	7	22	17	27	23	46	46	5.0%	5.3%	5.3%	5.3%	
All	All sites Total	2190	1953	2	5	12	9	24	16	38	56	87	187	359	438	505	452	1163	790	100.0%	100.0%	100.0%	100.0%	
Not C44	All sites but C44	2102	1853	2	5	12	9	21	16	38	54	83	178	348	429	485	429	1113	733	96.0%	94.9%	94.9%	94.9%	